



# On vacation

Lesson code: 135I-81QB-3XNX

ELEMENTARY

American English

## 1 On vacation

Write the correct activity below each picture.

buy souvenirs  
go sightseeing  
have fun

check in at a hotel  
go skiing  
sunbathe on the beach

eat pizza  
go swimming  
take photos



1. \_\_\_\_\_



2. \_\_\_\_\_



3. \_\_\_\_\_



4. \_\_\_\_\_



5. \_\_\_\_\_




6. \_\_\_\_\_



7. \_\_\_\_\_



8. \_\_\_\_\_



9. \_\_\_\_\_

Work in pairs. What do you do on vacation?



**2 I'm on vacation!**

Claire is on vacation. She receives a phone call from her friend Patrick. In pairs, read their conversation. Answer the questions below.



**Claire:** Hello?  
**Patrick:** Hi Claire, it's Patrick. How are you?  
**Claire:** Hi Patrick. I'm fine. I'm on vacation in Italy!  
**Patrick:** Really? Lucky you! I'm at work. What are you doing?  
**Claire:** Right now, I'm relaxing on the beach.  
**Patrick:** How's the weather?  
**Claire:** It's fantastic. It's hot and sunny. It hardly ever rains here. How's the weather in London?  
**Patrick:** At the moment, it's raining. Is the family with you?  
**Claire:** Yes. The kids are eating pizza right now.  
**Patrick:** Are they having fun?  
**Claire:** Yes, they are.  
**Patrick:** And is your husband with you?  
**Claire:** No, he isn't. He's checking in at the hotel.

1. Where is Claire? .....
2. How is the weather in Italy? .....
3. How is the weather in London? .....
4. Is she with her family? .....
5. What are her children eating? .....
6. Where is her husband? .....



### 3 Present continuous

Look at the table below.

affirmative forms	negative forms	questions
I am walking	I'm not walking	Am I walking?
You are walking	You aren't walking	Are you walking?
He/she/it is walking	He/she/it isn't walking	Is he/she/it walking?
We are walking	We aren't walking	Are we walking?
You are walking	You aren't walking	Are you walking?
They are walking	They aren't walking	Are they walking?

**Short answers**  
 Yes, I am. / Yes, you are. / Yes, he is ...  
 No, I'm not. / No, you aren't. / No he isn't ...

Complete the rules by circling the correct answer:

- We use the **present continuous** when we talk about
  - routine actions
  - actions that are happening right now
- We use the **simple present** when we talk about
  - routine actions
  - actions that are happening right now

Underline the present continuous forms in the dialogue on Page 2.

### 4 Are you learning English?



Now answer the questions:

- Are you learning Chinese right now? .....
- Is your teacher reading a newspaper? .....
- Is it raining? .....
- Are you drinking coffee? .....
- What are you wearing? .....
- What are you doing? .....



5 Grammar practice

What are the people doing in each picture?



- 1. She .....
- 2. He .....
- 3. She .....
- 4. She .....
- 5. They .....
- 6. They .....

Play the video file, go to <https://www.linguahouse.com/r/5J> or scan the code on the right. Watch each clip and write what the people are doing.

cook  
run

do homework  
take a photo

eat pizza  
talk on the phone

play the piano  
walk in the park



- 1. She .....
- 2. She .....
- 3. He .....
- 4. They .....
- 5. He .....
- 6. He .....
- 7. They .....
- 8. She .....

Work with a partner. Student A: You are on vacation. Student B: You are at home or at work. Look at Exercise 2 and practice a similar telephone conversation.



**1 On vacation**

Students can work alone and check in pairs. Go through the answers with the class. Model pronunciation.

- |                        |                          |                  |
|------------------------|--------------------------|------------------|
| 1. eat pizza           | 2. sunbathe on the beach | 3. buy souvenirs |
| 4. go sightseeing      | 5. take photos           | 6. go skiing     |
| 7. check in at a hotel | 8. have fun              | 9. go swimming   |

Pair up the students for the second activity. Model with a strong student. You can use this exercise to review adverbs of frequency (e.g. 'I often go sightseeing'), which the students learned in the worksheet 'Free time'. Students can use the British English expression 'on holiday' if this is more relevant.

**2 I'm on vacation!**

Students read the dialogue in pairs. Encourage correct pronunciation and intonation. Pre-teach the expressions 'right now' and 'at the moment'. If the students have not studied the present continuous before, this will help them infer that the new structure is related to the present moment. The present continuous forms will be presented in the next exercise. At this point the students should be able to understand the dialogue. Check basic understanding by asking individual students the questions below or have the students ask and answer in pairs.

- |                                 |                    |                  |
|---------------------------------|--------------------|------------------|
| 1. She is on vacation in Italy. | 2. It's fantastic. | 3. It's raining. |
| 4. Yes, he is.                  | 5. pizza           | 6. at the hotel  |

**3 Present continuous**

Present the present continuous forms. Present the short affirmative forms (I'm, you're, he's, etc.) and have the students write them in the table. Point out the general structure 'be' + verb-ing. Explain the difference between routine actions and actions happening now. There are six examples of the present continuous in the dialogue: 1) What are you doing? 2) I'm relaxing 3) it's raining 4) The kids are eating 5) Are they having fun? 6) He's checking in. There are two short answers: 'Yes, they are' and 'No, he isn't.'

- |      |      |
|------|------|
| 1. b | 2. a |
|------|------|

**4 Are you learning English?**

Students can work alone and then check in pairs. Go through the answers with the class or group. Possible/likely answers:

- |   |                          |
|---|--------------------------|
| 1. No, I'm not.                               | 2. No, he isn't.         |
| 3. Yes, it is. / No it isn't.                 | 4. No, I'm not.          |
| 5. I'm wearing a jacket/pants/a T-shirt, etc. | 6. I'm learning English. |

**5 Grammar practice**

Students can work alone and then check in pairs. With a weak class, write the infinitive forms of the verbs/phrases on the board, e.g. 'read a book', 'eat sushi', etc. Pair up the students for the second part of the activity.

- |                                |   |
|--------------------------------|---|
| 1. She is reading a book.      | 2. He is playing soccer(US)/football(UK). |
| 3. She is drinking a cocktail. | 4. She is eating sushi.                   |
| 5. They are watching TV.       | 6. They are dancing.                      |

Students can work in individually and check in pairs. To play the video, either download and open the video file, enter the video link in a web browser or scan the printed QR code with a mobile device. Pause after each clip. Go through the answers.

Have the students complete the exercise for homework if you do not have the means to play the video in the lesson.



1. She is playing the piano.
2. She is eating pizza.
3. He is talking on the phone.
4. They are running.
5. He is cooking
6. He is taking a photo.
7. They are walking in the park.
8. She is doing homework.

*Demonstrate the role play with a strong student. Make sure students change roles. Encourage them to ask lots of questions.*

