



IN THE CLASSROOM



Scan to review worksheet

Expemo code:
135I-31Q8-ZUU9


1 Warm up

Match the words with pictures that show things in a classroom.

dictionary
pen
pencil sharpener

highlighter
pencil
ring binder/file

notebook
pencil case
rubber (UK)/eraser (US)




1. _____



2. _____



3. _____



4. _____




5. _____



6. _____



7. _____



8. _____



9. _____



2

Listening



It's the first day of class. Listen to a student's conversation with a teacher.

1. What four items does the teacher ask about?
2. Does the student have all the items?
3. What is the problem?



**Listen again and write the missing words in the gaps.**

1. Teacher: Hi! How are you?
2. Student: Fine, thanks. And you?
3. Teacher: I'm fine. Are you ready to _____ the class?
4. Student: Yes. I'm ready.
5. Teacher: Great. Do you _____ a pen?
6. Student: Yes, I _____. I have lots of pens.
7. Teacher: Good. _____ you have a notebook?
8. Student: Yes, I do. I _____ a new notebook.
9. Teacher: OK. Do _____ have a highlighter?
10. Student: No, I _____ have a highlighter, but I have a red pen.
11. Teacher: All right. Do you have a _____ ?
12. Student: A dictionary? No, I _____ .
13. Teacher: Oh, dear.
14. Student: I have a _____. Is this a math class?
15. Teacher: No, it's an English class.
16. Student: Ah! Sorry I have the wrong room.



3 Language Point

Study these sentences.

Do you **have** a pen? Yes, I **do**. I **have** lots of pens.

Do you **have** a highlighter? No, I **don't have** a highlighter, but I **have** a red pen.

- We use **have** to talk about *possessions* or *things we own*.

Study the table below.

	positive sentence	negative sentence	question	short answer
I/you/we/they	have a pen.	don't have a pen. (do not have a pen.)	Do you have a pen?	Yes, I do. No, I don't.
he/she/it	has a pen.	doesn't have a pen. (does not have a pen.)	Does he have a pen?	Yes, he does. No, he doesn't.

Now choose the best answers to the questions.

The verb forms for **have** are always the same / change with the subject.

Questions and short answers with **have** use a form of *do* / a form of *have*.

We use / don't use contractions for positive sentences when **have** is the main verb.

4 Practice

Complete the sentences with the correct option.

1. You **does have** / **has** / **have** a pen.
2. I **not** / **doesn't** / **don't have** a dictionary.
3. **Does** / **Do** / **Don't** he have a notebook? Yes, he does.
4. **Does** / **Do** / **Don't** we have a file? No, we don't.
5. Do you have an eraser? Yes, I **do** / **have** / **does**.
6. Do they have a pencil sharpener? No, they **doesn't** / **don't** / **dont**.
7. Does he have a pencil? Yes, he **have** / **has** / **does**.
8. Does she have a pencil case? No, she **don't** / **doesn't** / **doesn't have**.

**5 Speaking**

Play a game with your partner. First, write the names of five classroom items in the box. The box is your school bag. Don't show your paper to your partner.

options	My school bag
highlighter	1.
notebook	2.
pen	3.
pencil case	4.
pencil sharpener	5.
pencil	
ring binder/file	
rubber/eraser	

Work in pairs. Take turns to ask and answer questions like the example:

A: In your bag, **do** you have a pencil?

B: **Yes, I do / No, I don't.**

Write the items your partner has below.

My partner's school bag
1.
2.
3.
4.
5.

Now change partners. With your new partner, take turns to ask and answer questions about your first partner's bag like the example:



A: In his/her bag, **does** he/she **have** a pencil?
 B: **Yes, he/she does.** / **No, he/she doesn't.**

Write the items below.

My partner tells me about this school bag:

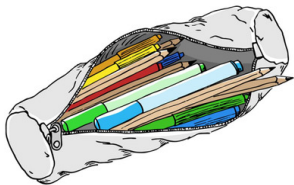
- 1.
- 2.
- 3.
- 4.
- 5.

6 Extra practice/homework

Geri brings these things to her English class. Follow the instructions to write sentences about the picture.

A) Finish the sentences about three items that you see in the picture. Use contractions where you can.

1. Geri has a
2. She has a
3. She has a



B) Finish the negative sentences about three things that Geri does not have. Write two sentences for each thing. Use contractions where you can.

1. Geri doesn't have a
2. Shehave a
3. She have a

C) Finish the questions and answers.

1. Geri, do you a ? Yes,
2. Geri, do you a ? No,



7

Optional extension

Your teacher gives you instructions in class. Follow these instructions.

1. Circle something you use to write with: **a pencil case, a dictionary, a pencil.**
2. Highlight something that you use when you make a mistake: **a pen, an eraser, a file.**
3. Underline a British English word: **a rubber, a notebook, an eraser.**
4. Draw a picture of a banana in the box.

Here are some things you say in the classroom. Match the sentences and the responses.

- | | |
|--------------------------------------|--|
| 1. What does banana mean? | a. b-a-n-a-n-a |
| 2. How do you spell banana? | b. It's a yellow fruit. Monkeys love them. |
| 3. I don't understand. What do I do? | c. Read the story and underline the new words. |

Now, practice saying the sentences and answers in pairs.